

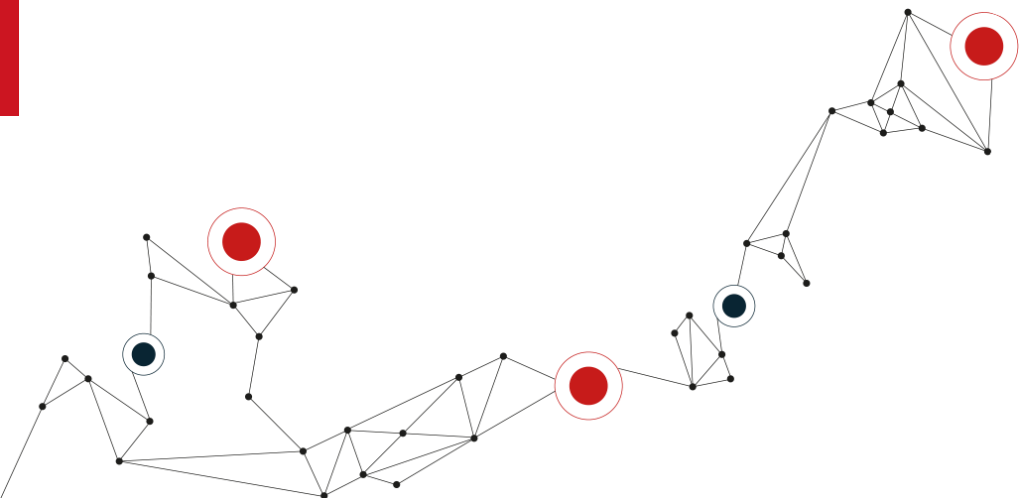


Microsoft Documents & Microsoft AI


Janik Krämer
Senior Solution Expert

Andreas Hensel
Lead Solution Expert

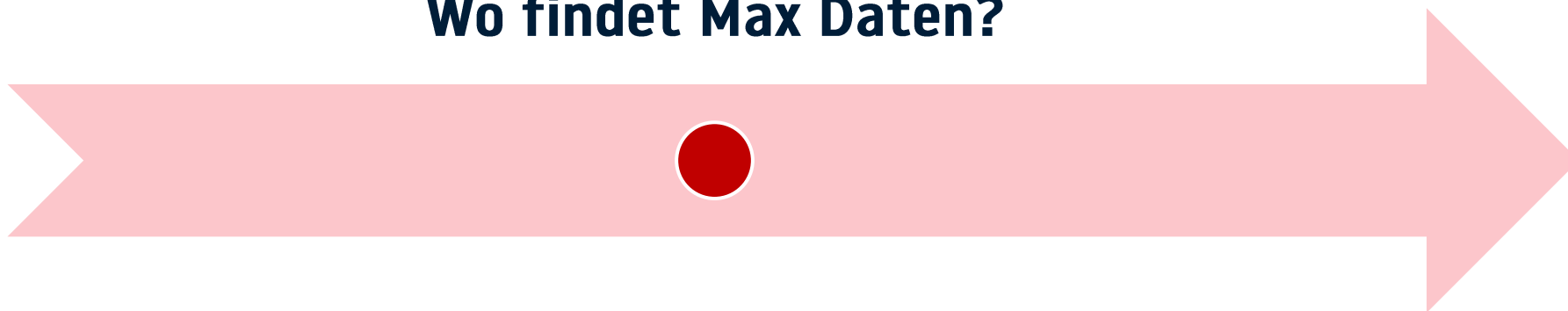


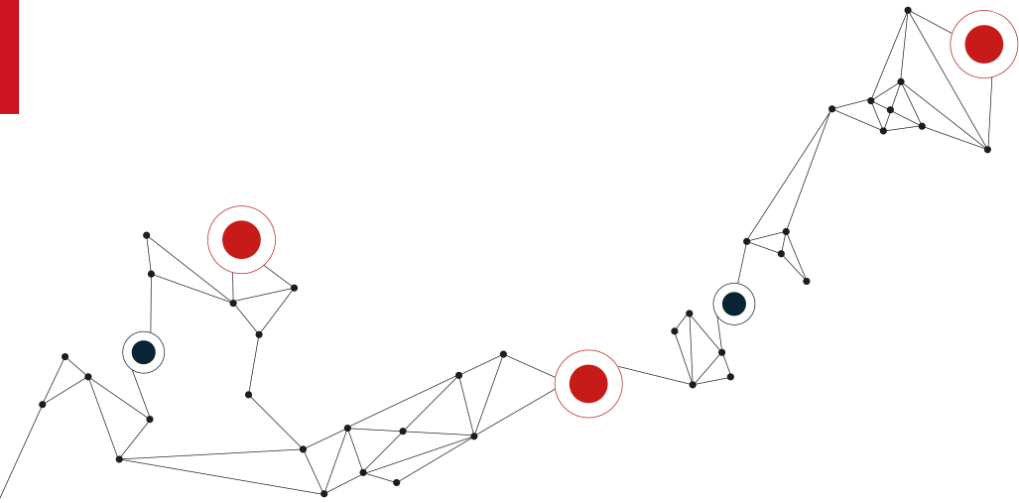


Wo findet Max Daten?



Max ist
Ready!





Daten ?

Suchen

Projekt Team Dateien Wiki

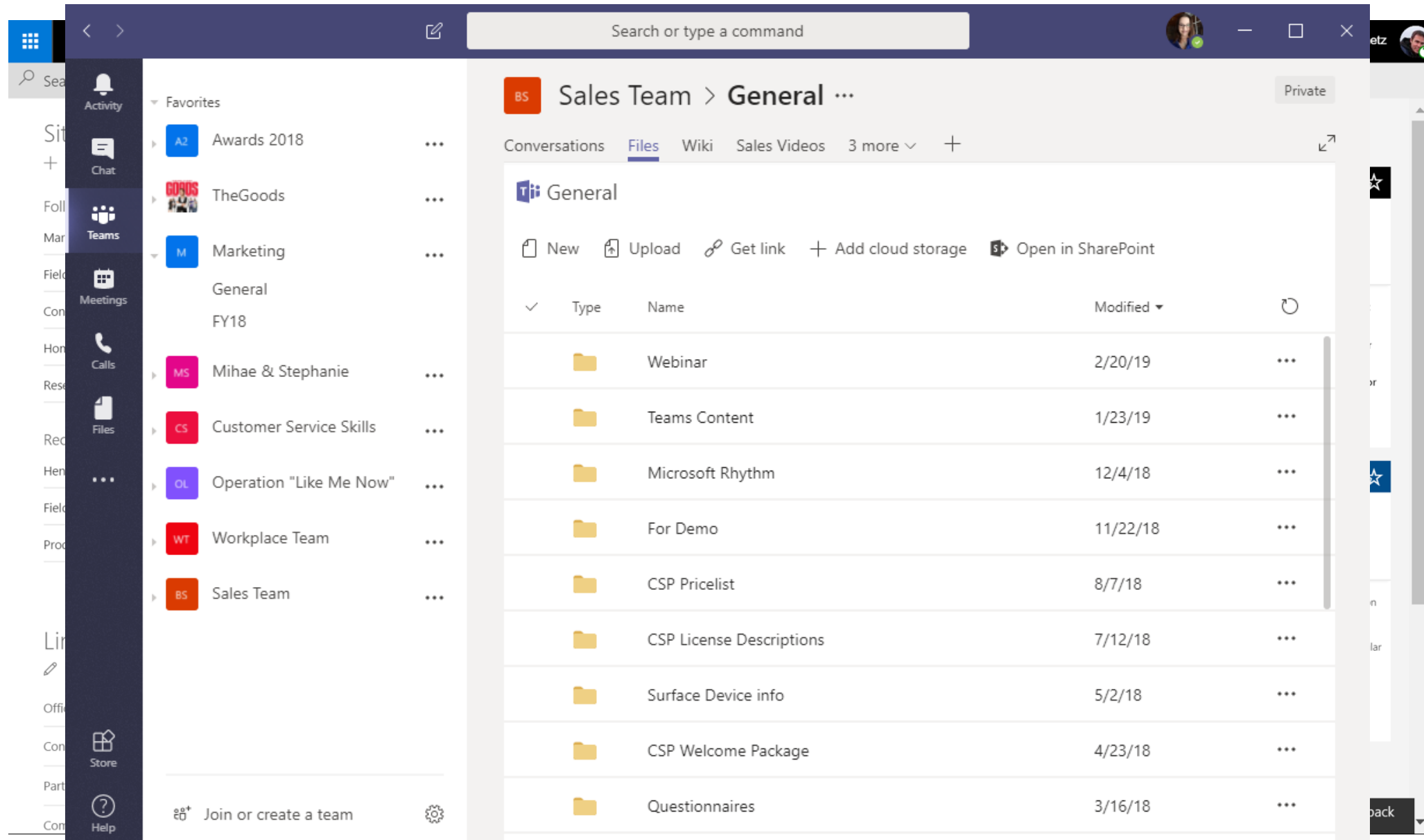
+ Neu Hochladen Sync Kopieren nach Download Suchen

Aktivität

Alle

Name	Geändert	Geändert von	Dateigröße
Miscellaneous	Vor 4 Tagen	Julia Meyer	
Notes	Vor 4 Tagen	David Schmidt	
Screenshots	Vor 4 Tagen	Julia Meyer	
Random Stuff	Vor 4 Tagen	David Schmidt	32,0 KB
Altes Projekt	Vor 4 Tagen	Julia Meyer	
Einfach mal ablegen	Vor 4 Tagen	David Schmidt	32,0 KB
Presentations	Vor 4 Tagen	Julia Meyer	
Spreadsheet_final_kopiex.xlsx	Vor 4 Tagen	David Schmidt	32,0 KB
Projektübersicht_unfertig.docx	Vor 4 Tagen	David Schmidt	14,2 KB
szi4shdsjdjdocs	Vor 4 Tagen	Anna Bauer	9,60 KB
Bild123.jpg	Vor 4 Tagen	Anna Bauer	931 KB
Bild123.jpg	Vor 4 Tagen	Anna Bauer	931 KB

Wo liegen die Daten

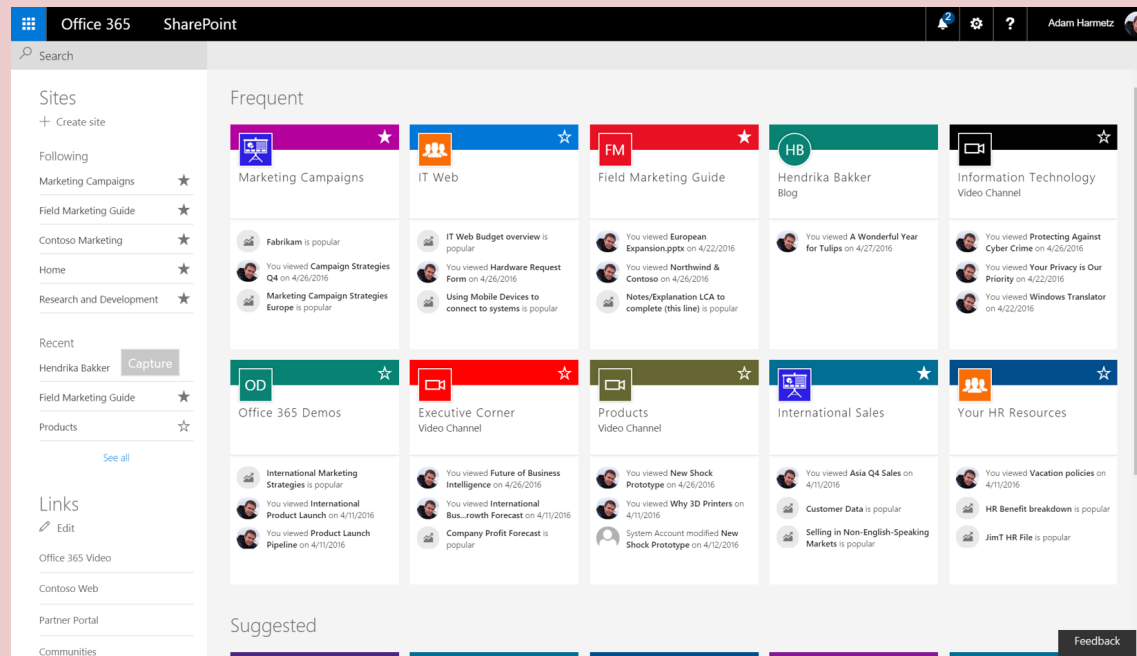


The screenshot shows the Microsoft Teams interface. On the left is a navigation pane with options like Activity, Chat, Teams, Meetings, Calls, Files, and Store. The main area displays the 'Sales Team' channel, which is currently showing a file list under the 'Files' tab. The file list includes folders such as 'Webinar', 'Teams Content', 'Microsoft Rhythm', 'For Demo', 'CSP Pricelist', 'CSP License Descriptions', 'Surface Device info', 'CSP Welcome Package', and 'Questionnaires', each with a corresponding modification date.

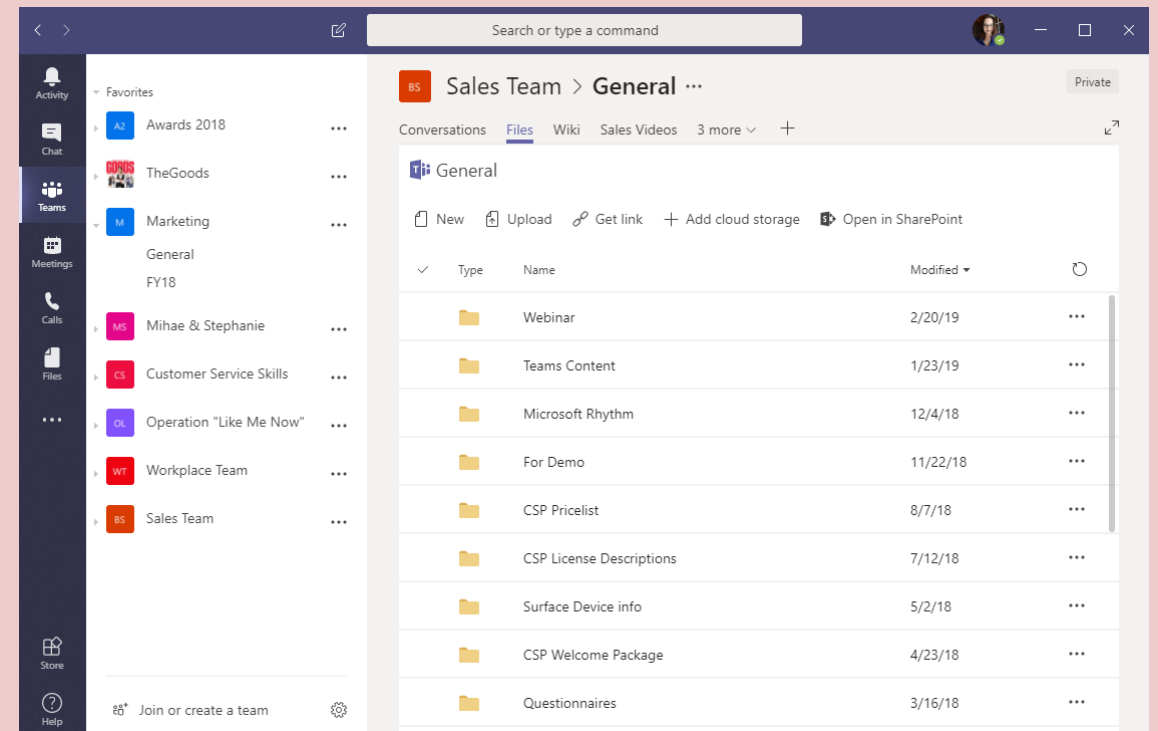
Type	Name	Modified
Folder	Webinar	2/20/19
Folder	Teams Content	1/23/19
Folder	Microsoft Rhythm	12/4/18
Folder	For Demo	11/22/18
Folder	CSP Pricelist	8/7/18
Folder	CSP License Descriptions	7/12/18
Folder	Surface Device info	5/2/18
Folder	CSP Welcome Package	4/23/18
Folder	Questionnaires	3/16/18

Wo liegen die Daten

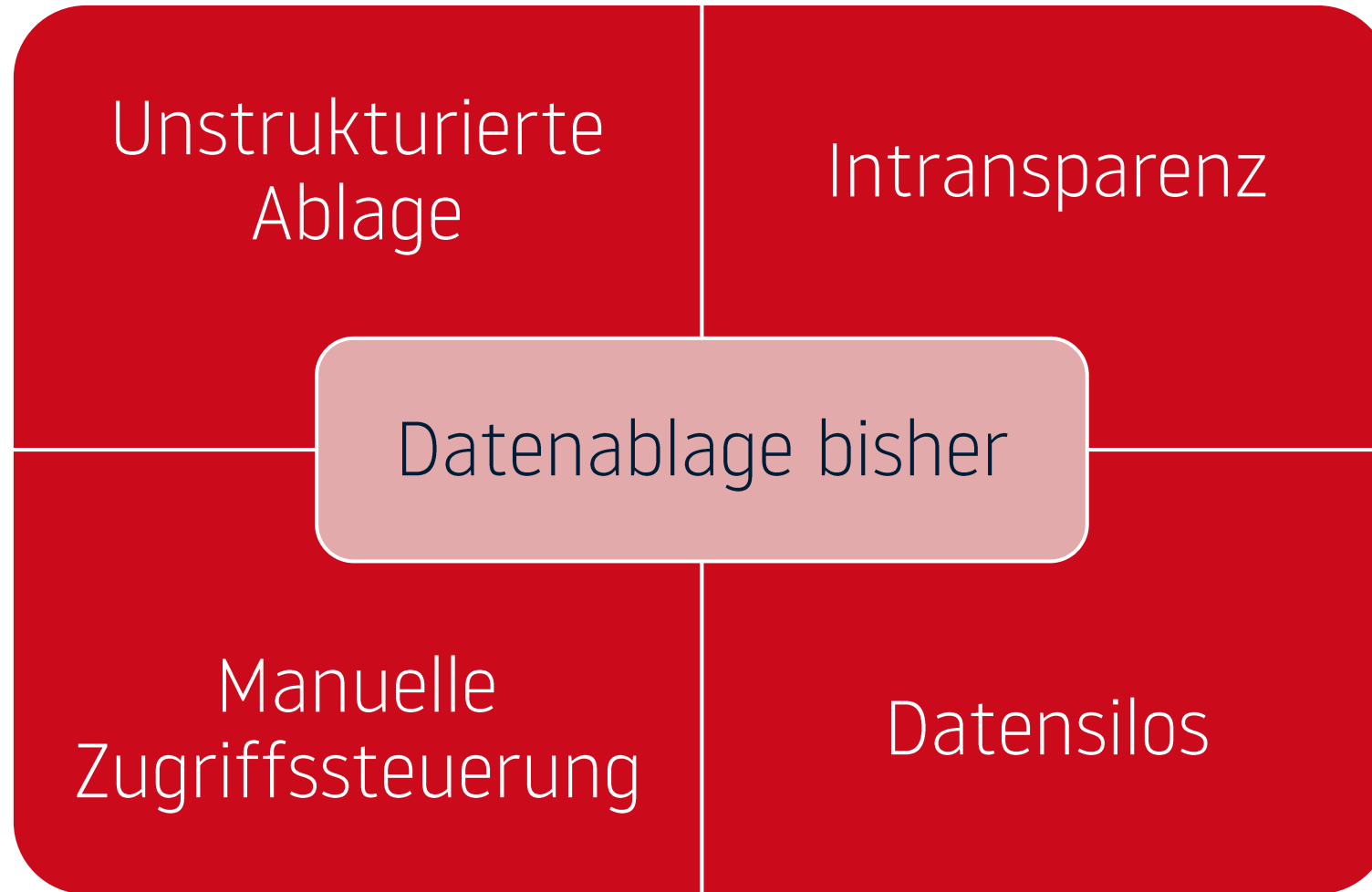
Sharepoint Online



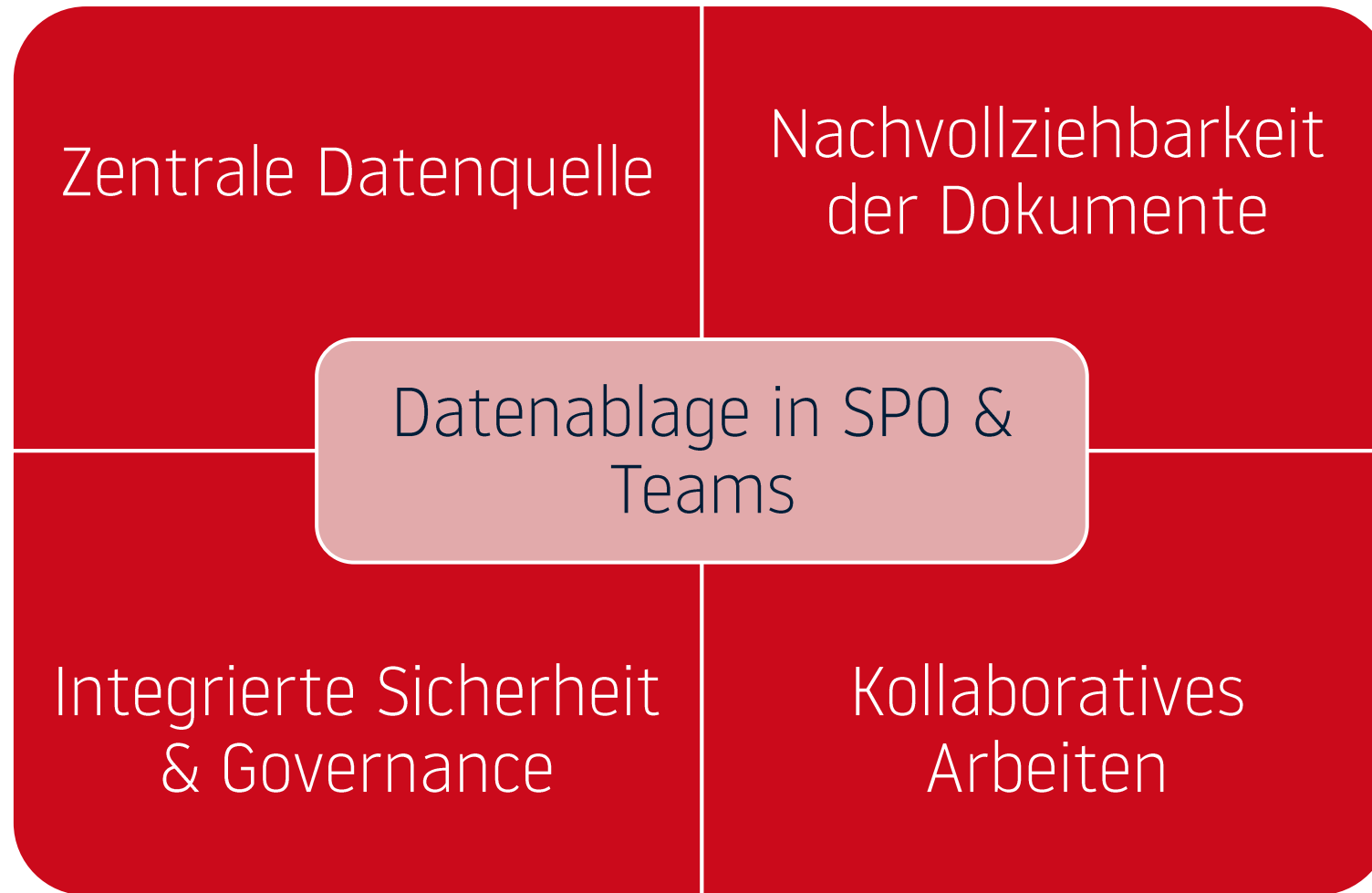
Teams



Wie ist es zu dieser Entscheidung gekommen ?



Wie ist es zu dieser Entscheidung gekommen ?



Suchen

Projekt Team Dateien Wiki

+ Neu Hochladen Sync Kopieren nach Download Suchen

Alle

Name	Geändert	Geändert von	Dateigröße
Miscellaneous	Vor 4 Tagen	Julia Meyer	
Notes	Vor 4 Tagen	David Schmidt	
Screenshots	Vor 4 Tagen	Julia Meyer	
Random Stuff	Vor 4 Tagen	David Schmidt	32,0 KB
Altes Projekt	Vor 4 Tagen	Julia Meyer	
Einfach mal ablegen	Vor 4 Tagen	David Schmidt	32,0 KB
Presentations	Vor 4 Tagen	Julia Meyer	
Spreadsheet_final_kopiex.xlsx	Vor 4 Tagen	David Schmidt	32,0 KB
Projektübersicht_unfertig.docx	Vor 4 Tagen	David Schmidt	14,2 KB
szi4shdsjdjdocs	Vor 4 Tagen	Anna Bauer	9,60 KB
Bild123.jpg	Vor 4 Tagen	Anna Bauer	931 KB
Bild123.jpg	Vor 4 Tagen	Anna Bauer	931 KB

Wie wurden die Daten migriert

1. Vorbereitungsphase

2. Testphase

3. Migrationsphase

4. Abschluss & Prüfung

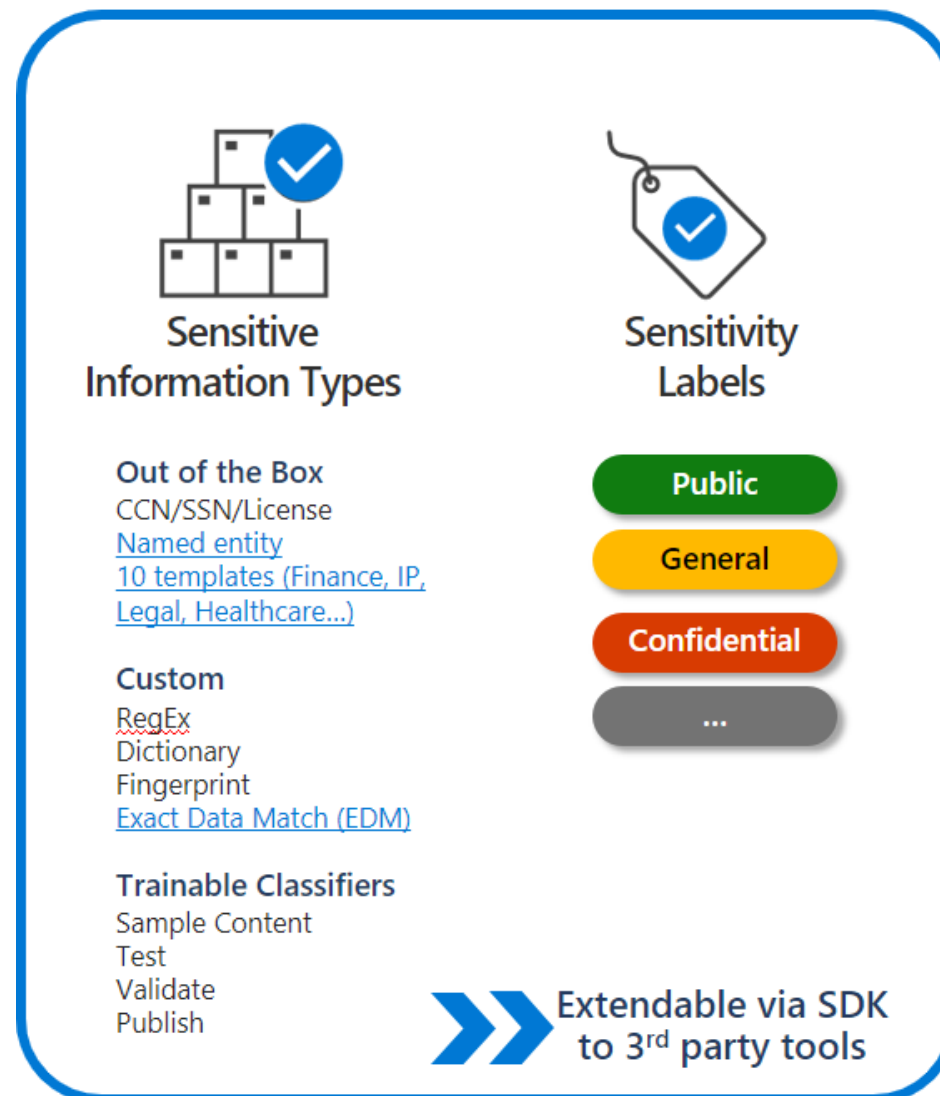
1. Vorbereitungsphase

- Analyse der Daten
- Analyse der Struktur
- Sensitive Daten

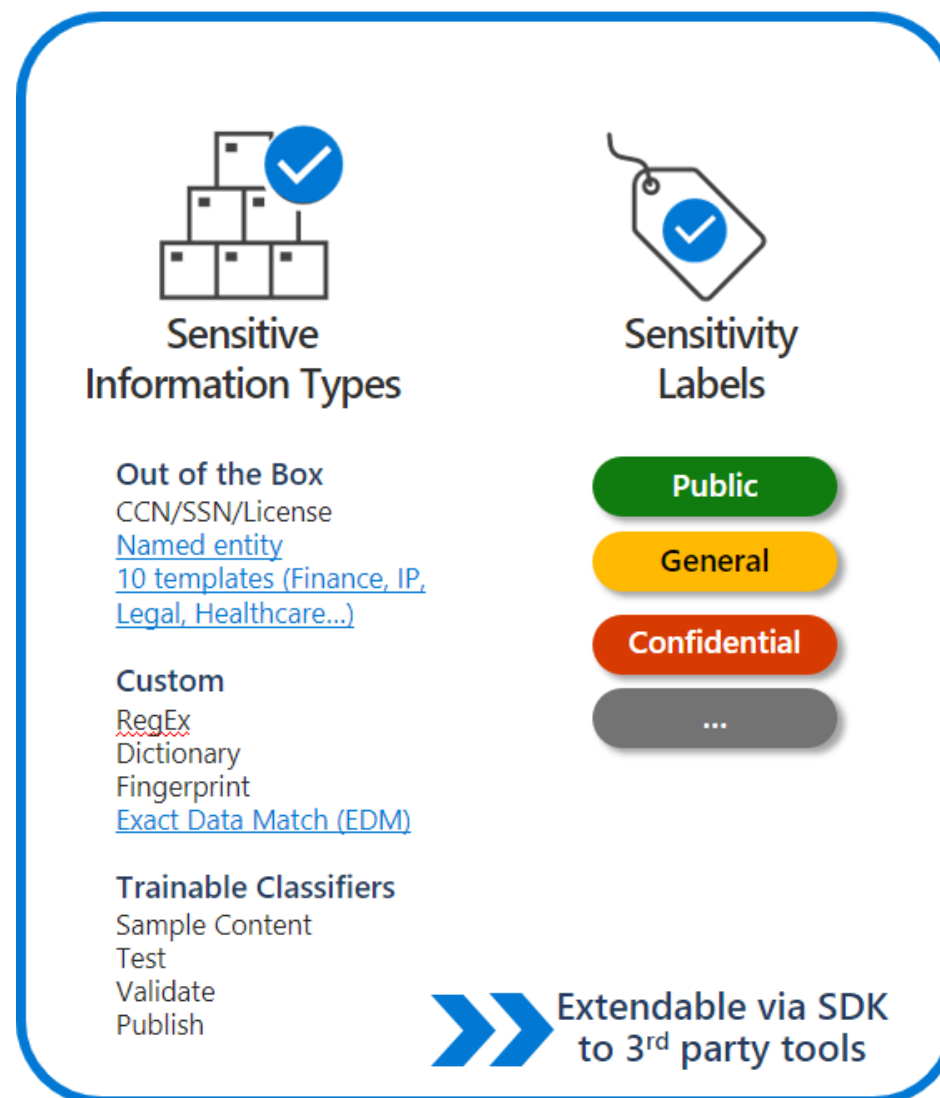


Sensitivity
Labels

Wie werden sensitive Daten geschützt



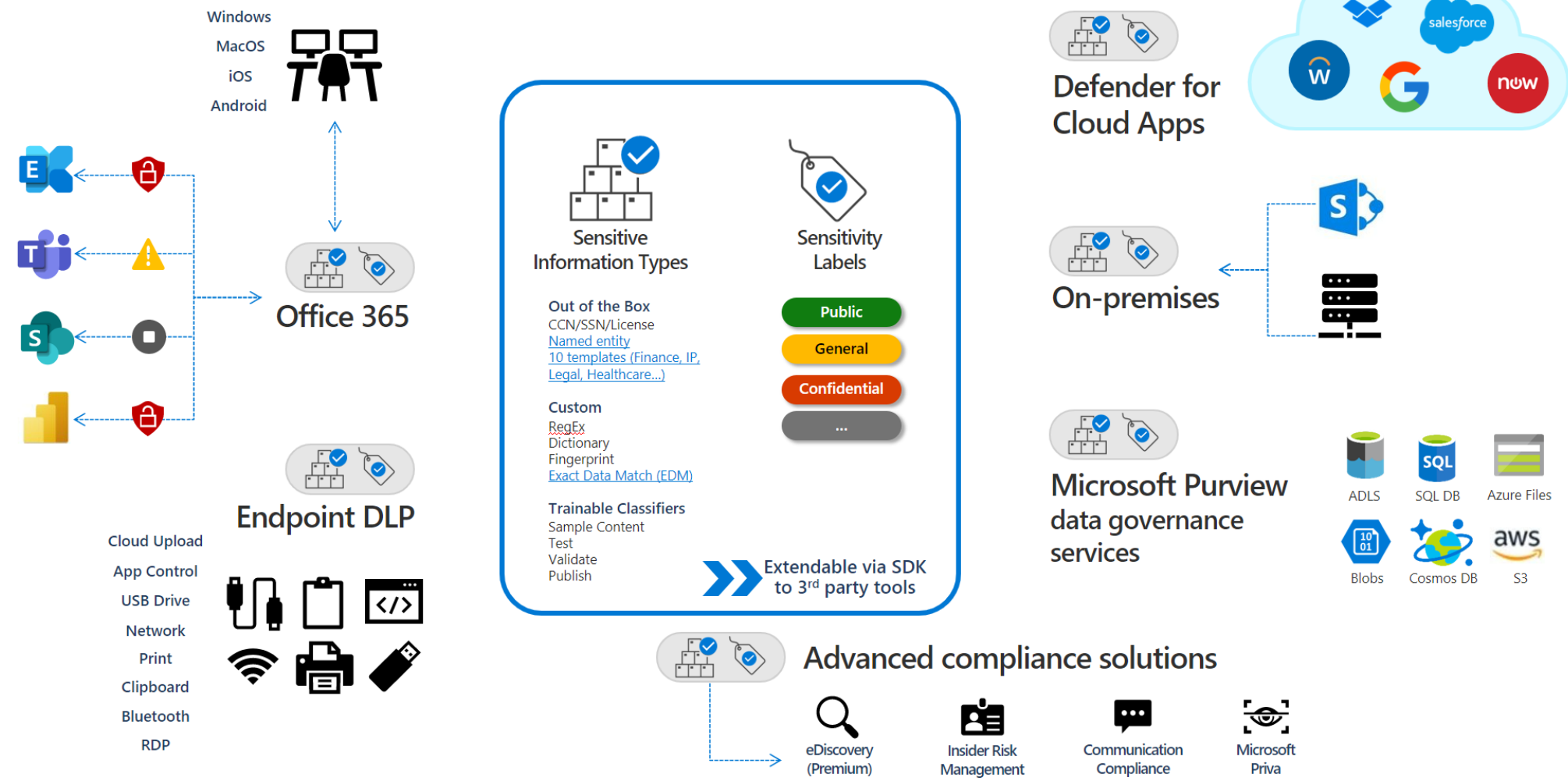
Wie werden sensitive Daten geschützt





Wie werden sensitive Daten geschützt

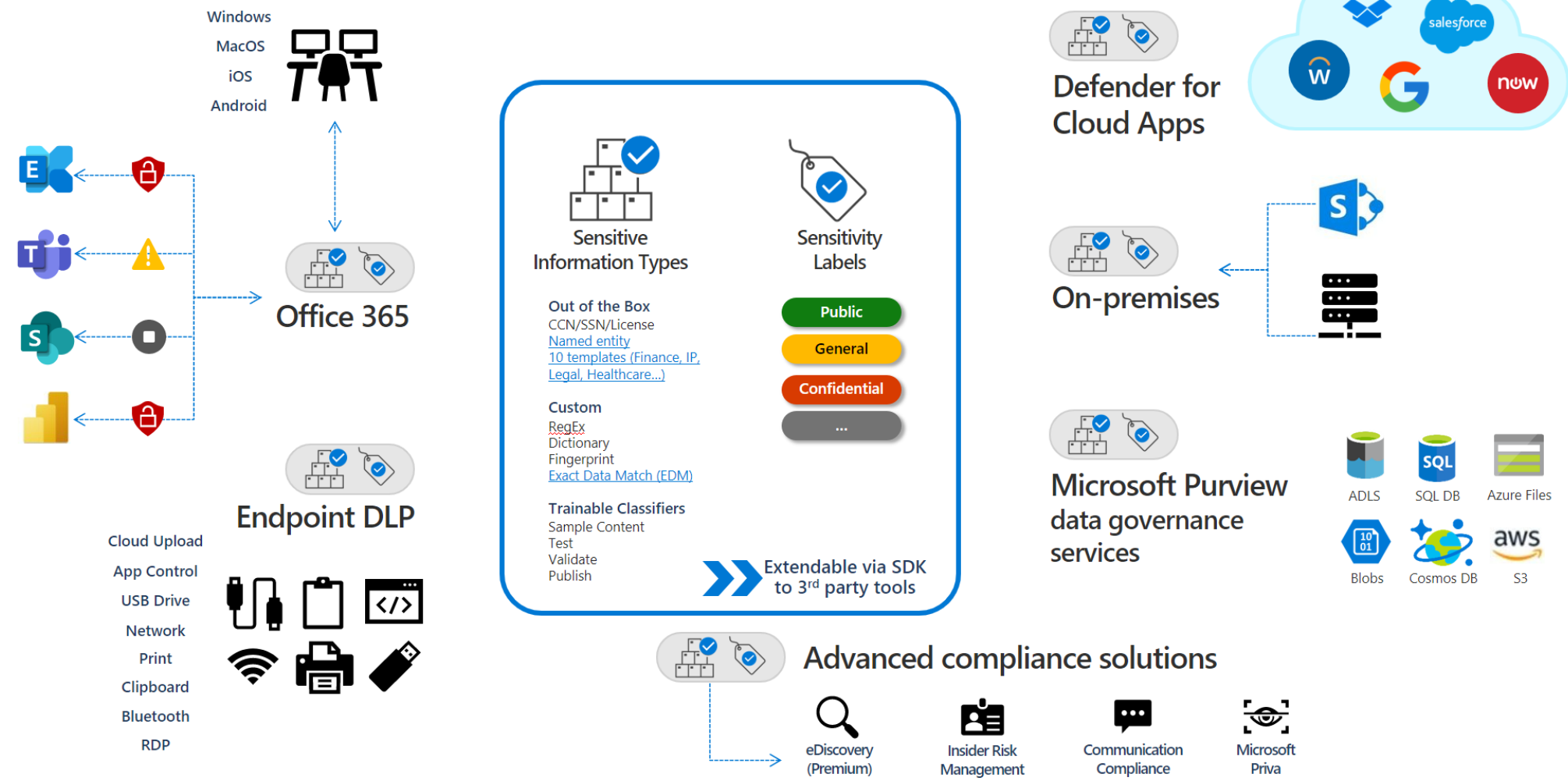
Microsoft Purview Information Protection





Wie werden sensitive Daten geschützt

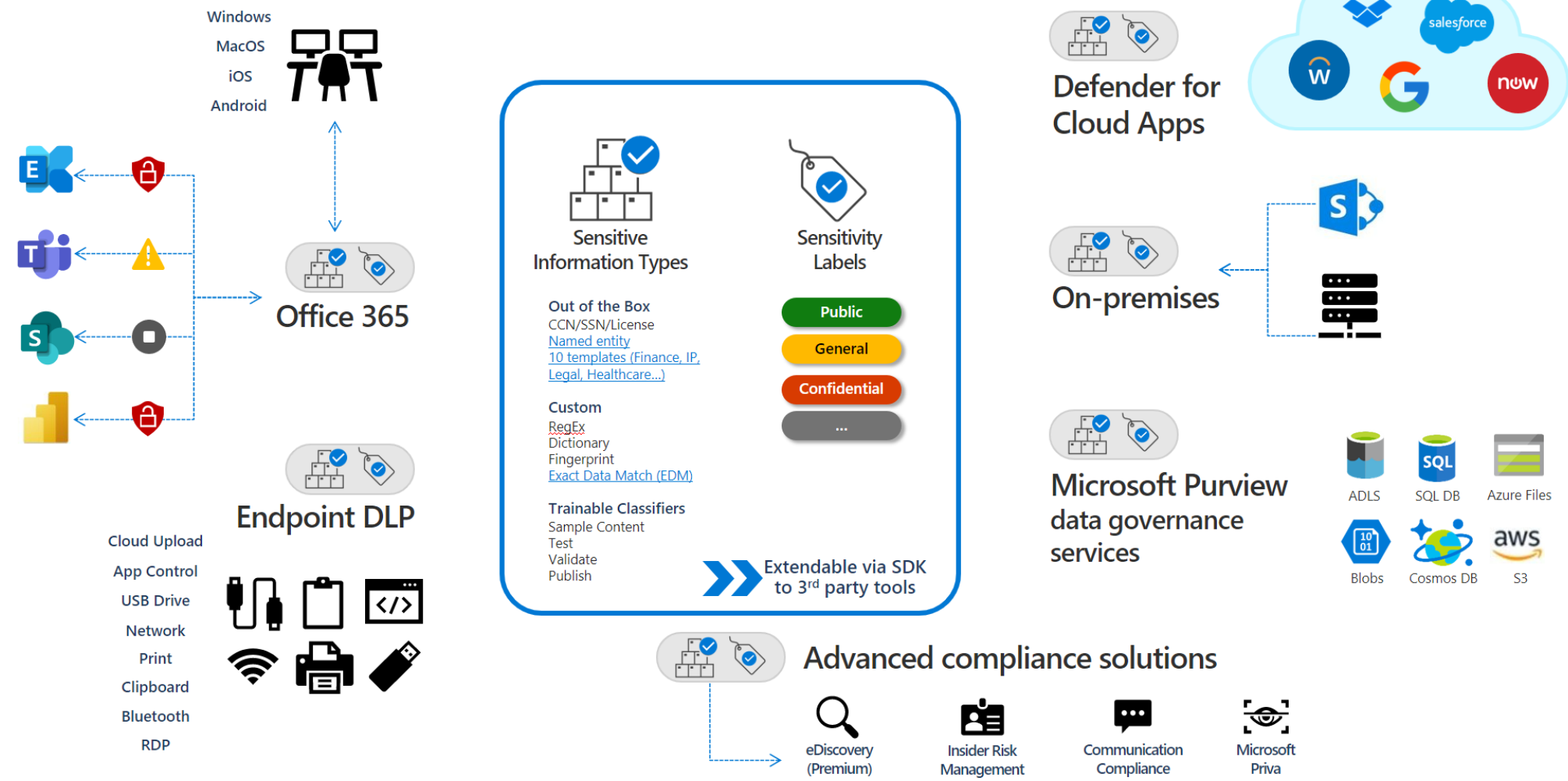
Microsoft Purview Information Protection





Wie werden sensitive Daten geschützt

Microsoft Purview Information Protection



Wie wurden die Daten migriert

1. Vorbereitungsphase

- Analyse der Daten
- Analyse der Struktur
- Sensitive Daten

2. Testphase

- Einzelne Dokumente & Strukturen
- Ansicht in Teams
- Nutzbarkeit der Daten

3. Migrationsphase

- Übertragung aller Daten



Wie wurden die Daten migriert

File share migration


The Migration Manager helps you bring your on-premises file share content to the cloud whether you are moving a small set of files or working on an enterprise scale migration.

Scans (Preview) Migrations Agents

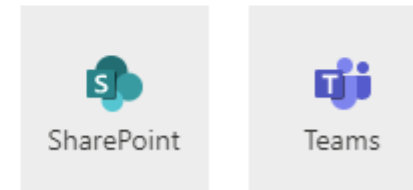
Filter set X Clear all Customize

Copy to migrations

- Add destinati...
- Location
- Configure setti...



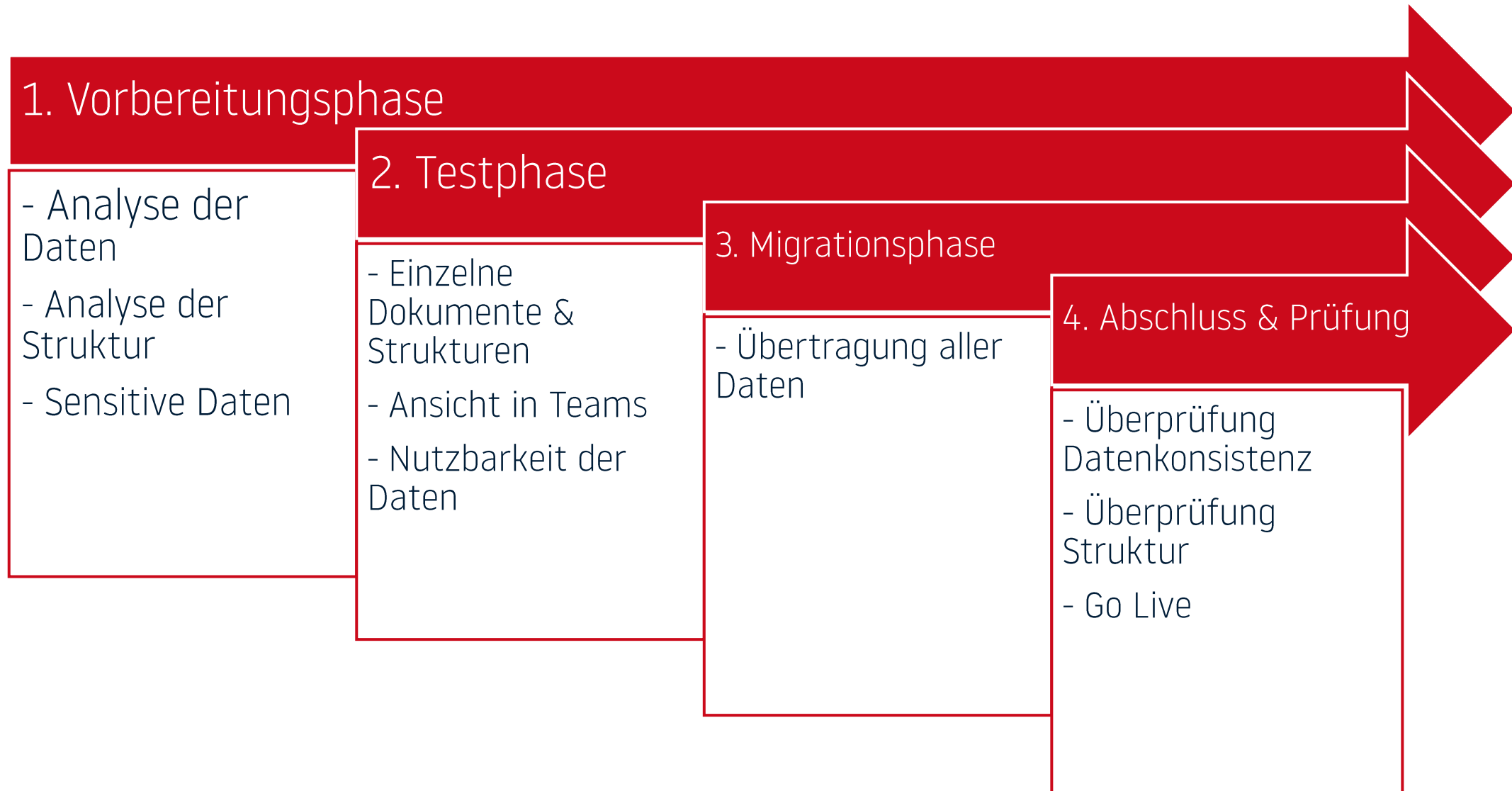
Destination


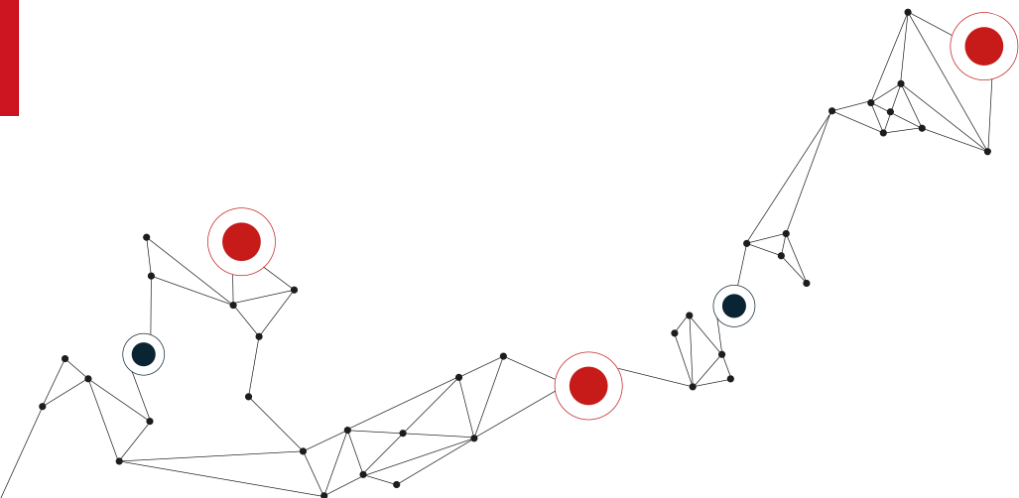


Files and folders by last modified date



Wie wurden die Daten migriert





Max ist Ready!

Wo findet Max Daten?



Max teilt Daten

Schutz vor ungewollten Datenaustausch

Define the scope for this label

Labels can be applied to data assets and containers (like SharePoint sites and Teams). Let us know where you want this label to be used so we can show you the related protection settings. [Learn more about label scopes](#)

Files & other data assets


Label files and data assets in Microsoft 365, Microsoft Fabric, Microsoft Azure, AWS and other platforms.

Emails

Label messages sent from all versions of Outlook.


Meetings

Label calendar events and meetings schedules in Outlook and Teams.

 Parent label will automatically inherit meeting scope from sub labels

Groups & sites

Configure privacy, access control, and other settings to protect labeled Teams, Microsoft 365 Groups, and SharePoint sites.

 **Wondering where the schematized data assets option went?** To apply this label to data assets in non-Microsoft 365 sources like Azure, Amazon S3, Snowflake, and more, select "Files and other data assets" above and then add this label to an auto-labeling policy that's scoped to those non-Microsoft 365 data sources. [Learn more](#)

Get a
Office
Use this d
track over

Contoso Highly Confidential. Very sensitive data that will cause business harm if over-shared.



Define external sharing and conditional access settings

Control who can share SharePoint content with people outside your organization and decide whether users can access labeled sites from unmanaged devices.

Control external sharing from labeled SharePoint sites

When this label is applied to a SharePoint site, these settings will replace existing external sharing settings configured for the site.

Content can be shared with

- Anyone ⓘ
Users can share files and folders using links that don't require sign-in.
- New and existing guests ⓘ
Guests must sign in or provide a verification code.
- Existing guests ⓘ
Only guests in your organization's directory.
- Only people in your organization
No external sharing allowed.

Use Microsoft Entra Conditional Access to protect labeled SharePoint sites

You can either control the level of access users have from unmanaged devices or select an existing authentication context to enforce restrictions.

putant definitionem et eos.



Schutz vor ungewollten Datenaustausch

Tier 0**Tier 1****Tier 2**

Sharing

The sharing settings available for this site depend on your organization-level settings.

[Learn more about the external sharing settings](#)

External sharing

Site content can be shared with:

- Anyone
Users can share files and folders using links that don't require sign-in.
- New and existing guests
Guests must sign in or provide a verification code.
- Existing guests only
Only guests already in your organization's directory.
- Only people in your organization
No external sharing allowed.

Sharing

The sharing settings available for this site depend on your organization-level settings.

[Learn more about the external sharing settings](#)

External sharing

Site content can be shared with:

- Anyone
Users can share files and folders using links that don't require sign-in.
- New and existing guests
Guests must sign in or provide a verification code.
- Existing guests only
Only guests already in your organization's directory.
- Only people in your organization
No external sharing allowed.

Sharing

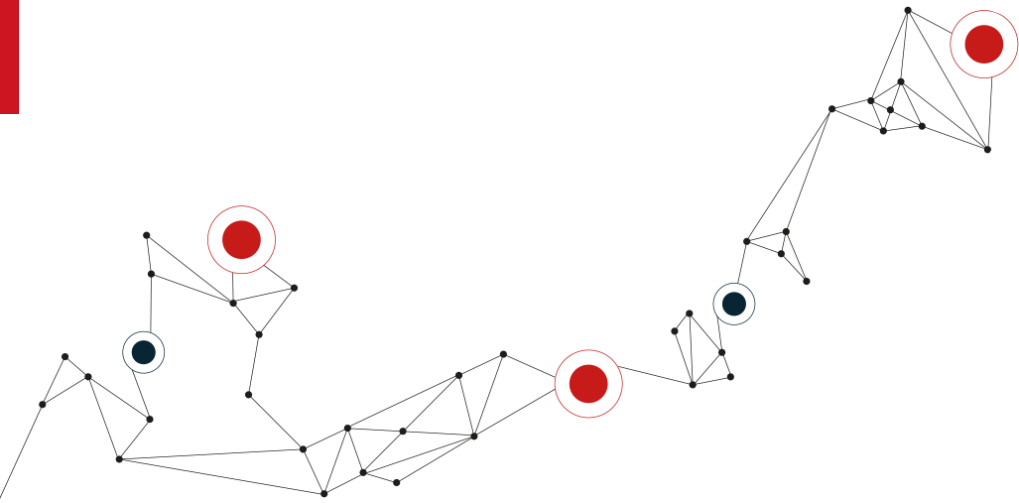
The sharing settings available for this site depend on your organization-level settings.

[Learn more about the external sharing settings](#)

External sharing


Site content can be shared with:

- Anyone
Users can share files and folders using links that don't require sign-in.
- New and existing guests
Guests must sign in or provide a verification code.
- Existing guests only
Only guests already in your organization's directory.
- Only people in your organization
No external sharing allowed.



Max hat Fragen

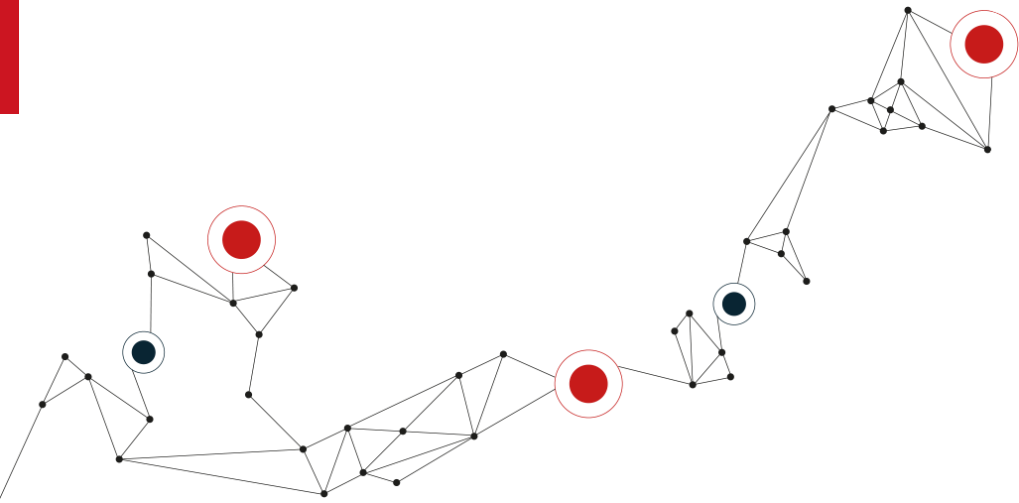
Wo findet Max Daten?



Max ist Ready!



Max teilt Daten



AI / KI

Ab jetzt für Max: KI im Unternehmen

Was ändert sich durch Copilot & Co.

Welche KI

Welche KI darf im Unternehmen genutzt werden



Daten

Auf welche Daten darf die KI Zugreifen



SharePoint


Absicherung

Wie verhindert man Datenabfluss & Shadow AI




Warum KI nur mit Governance funktioniert

Copilot arbeitet im Kontext des Benutzers – und erbt dessen Berechtigungen.



Warum KI nur mit Governance funktioniert

Copilot arbeitet im Kontext des Benutzers – und erbt dessen Berechtigungen.



KI verstärkt, was schon da ist – Ordnung oder Chaos.

Hauptrisiko: Oversharing

Standard-Links „Jeder im Unternehmen“ + KI = zu breite Sichtbarkeit

File and folder links

Choose the type of link that's selected by default when users share files and folders in SharePoint and OneDrive.

- Specific people (only the people the user specifies)
- Only people in your organization
- Anyone with the link



Hauptrisiko: Oversharing

Standard-Links „Jeder im Unternehmen“ + KI = zu breite Sichtbarkeit

File and folder links

Choose the type of link that's selected by default when users share files and folders in SharePoint and OneDrive.

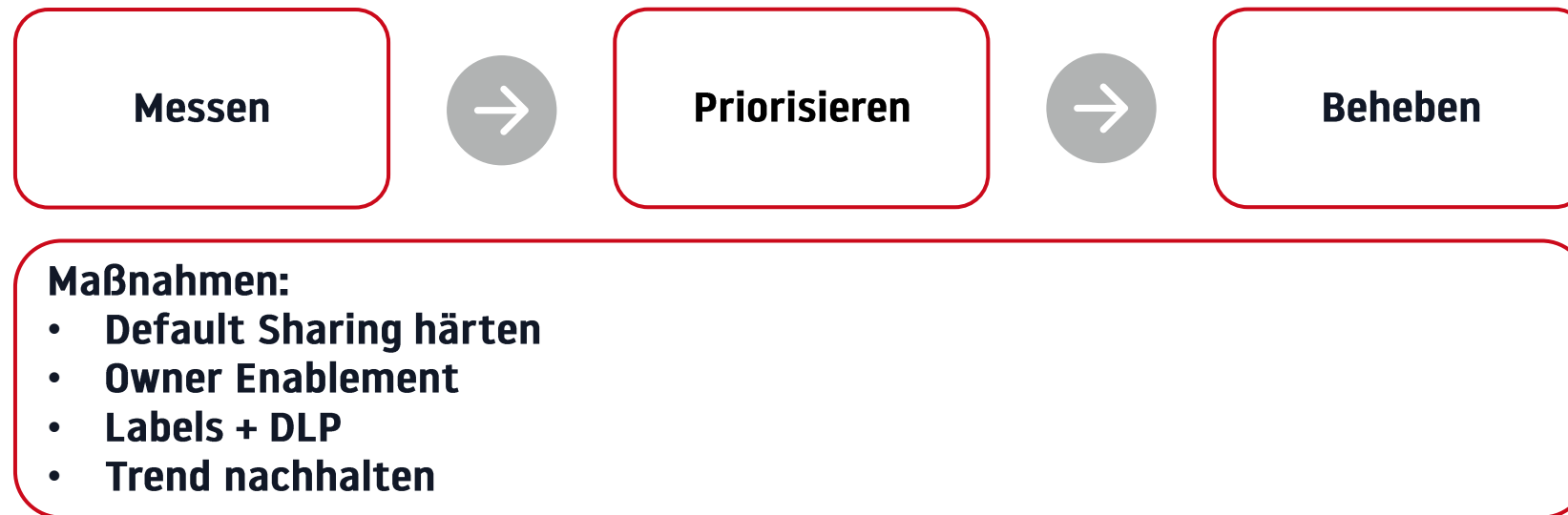
- Specific people (only the people the user specifies)
- Only people in your organization
- Anyone with the link



Quick Wins:

- **Default Sharing: “Bestimmte Personen” / “nur bestehender Zugriff”**
- **Sharepoint Sites / Teams mit Labels (Tier 0–2) steuern**

KI ist der Turbo: Oversharing wird sofort auffindbar.



Messen → priorisieren → beheben. Sonst bleibt Oversharing unsichtbar.

Oversharing Messen (Purview)

Data risk assessments > Default assessment

Default assessment

Default assessment created by Purview

? You can create custom assessments to scan specific data sources and users. [Learn more about custom assessments](#)

Create a custom assessment

Assessment details

Status
In progress

Frequency
Weekly

Started on
2. Jan. 2026

Next updated
31. März 2026

Total items



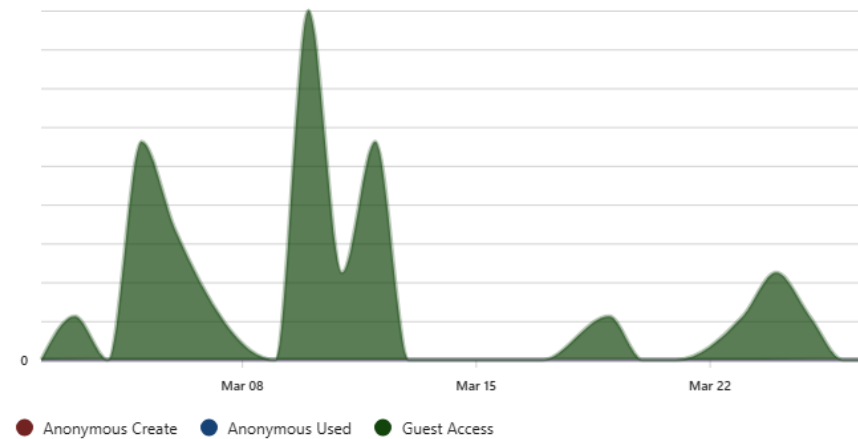
- Scanned For Sensitive Info Types
- Not Scanned


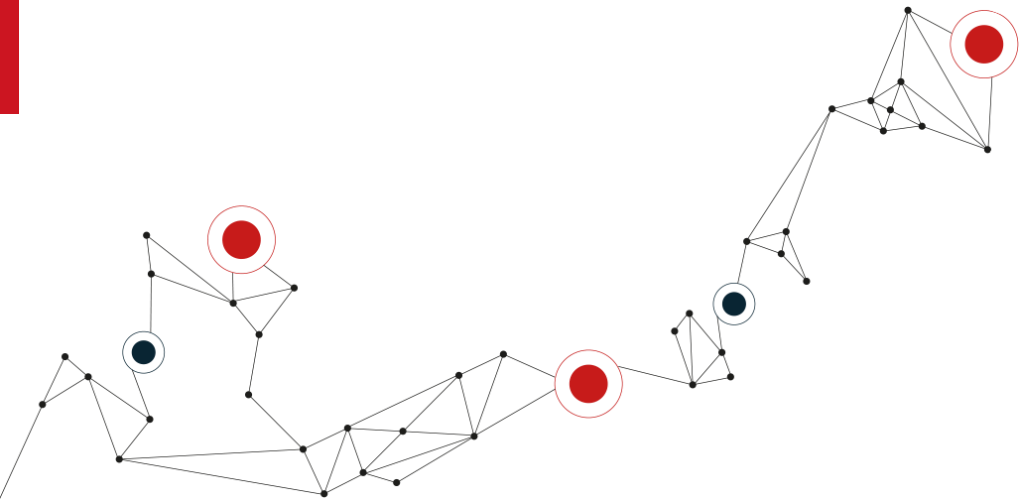
Sensitivity labels on data



- No Sensitive Information Types Detected
- Sensitive Information Types Detected
- Data Not Scanned

Sharing links accessed by anonymous or external users (last 30 days)






Max ist Ready!

Wo findet Max Daten?

Max teilt Daten mit KI



Max teilt Daten

Hochsensible Daten

„No-AI“ für hochsensible Daten



„No-AI“ für hochsensible Daten



„No-AI“ für hochsensible Daten



Rezepturen/IP

Forschung & R&D

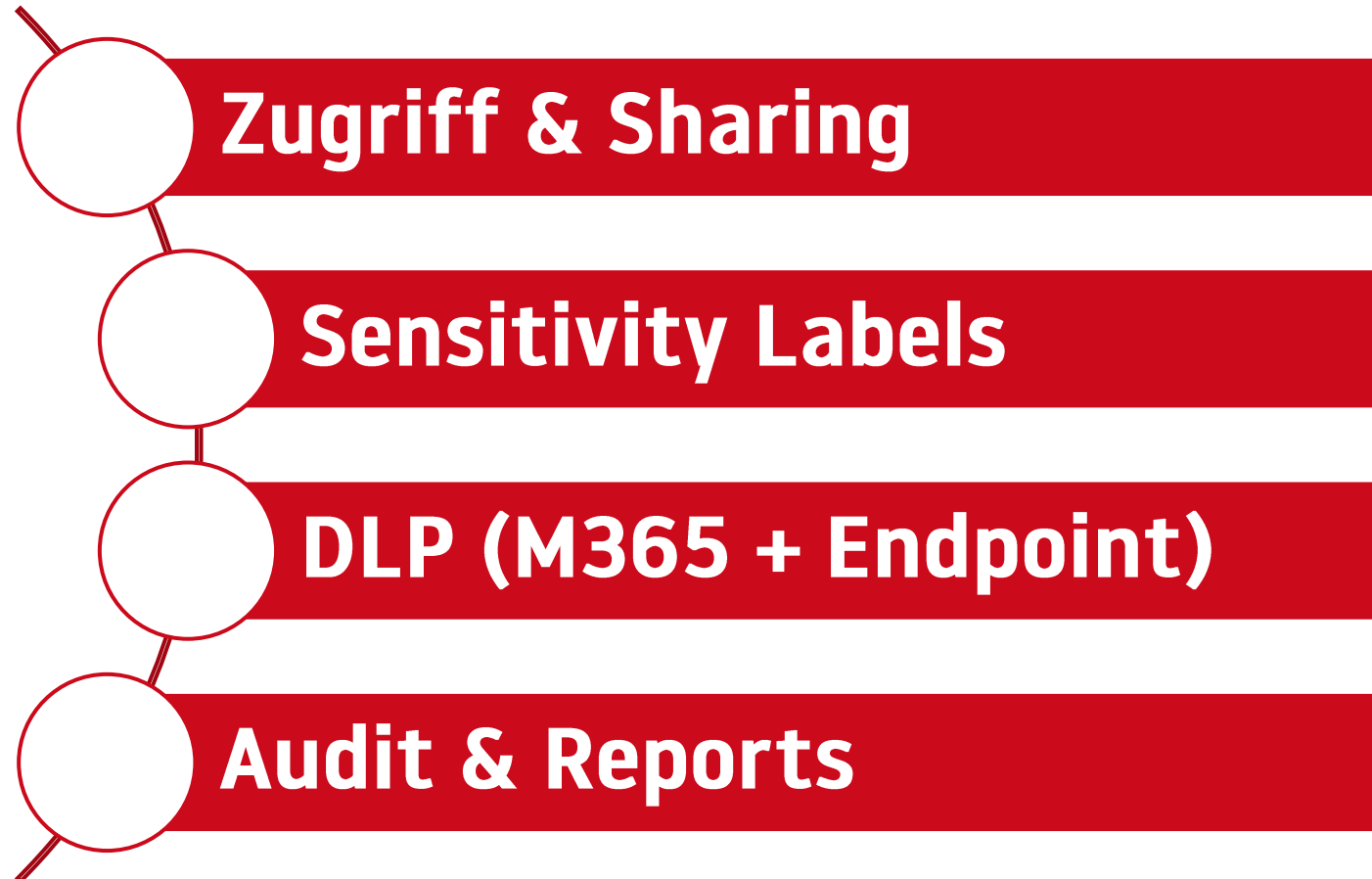
HR/Payroll

Kundendaten (PII)


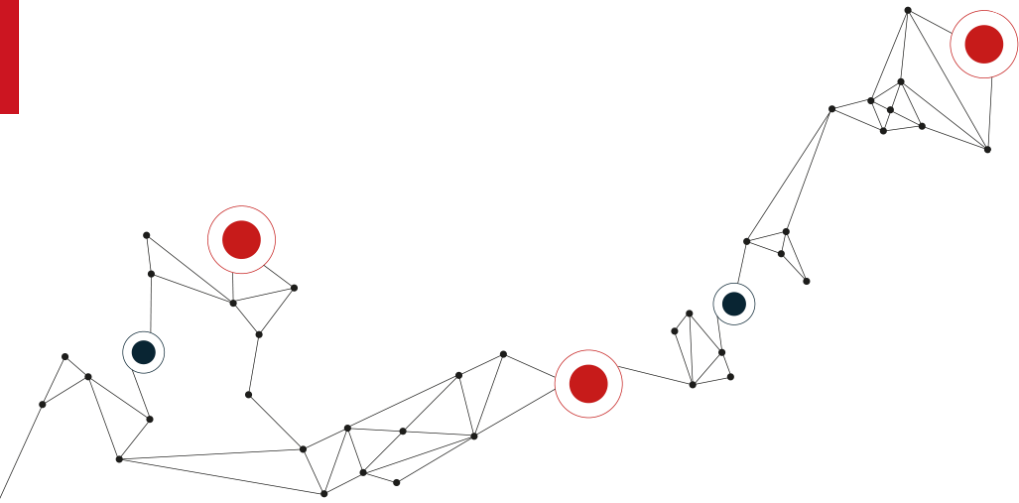
M&A / Strategie

KI-Controls als Schichtenmodell

Mehrere Kontrollen greifen ineinander



Copilot ist so sicher wie die Berechtigungen + DLP + Audit.




Max ist Ready!

Wo findet Max Daten?

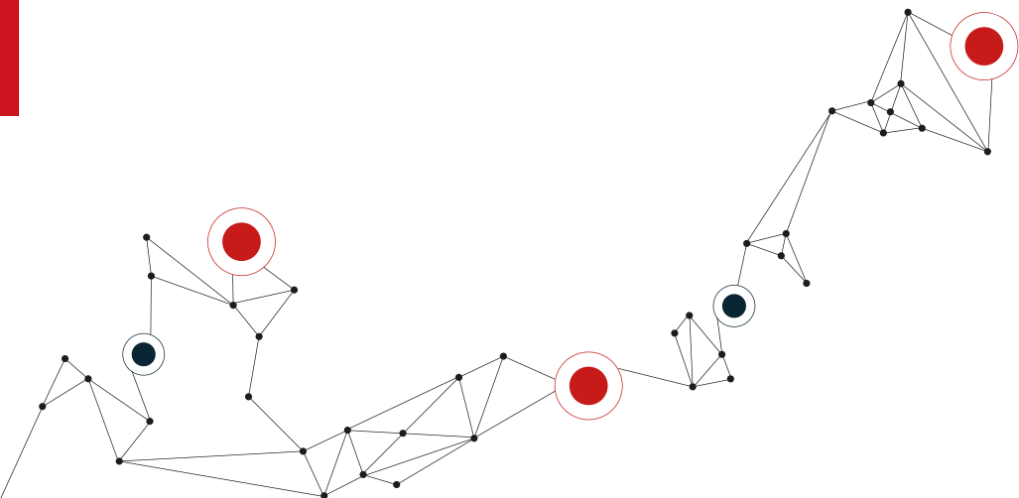
Max teilt Daten mit KI

Max will seine bevorzugte AI nutzen



Max teilt Daten

Hochsensible Daten



Shadow AI

Sanktioniere KI

Definition:

- Das sind KI-Tools, die von der IT/Security freigegeben und kontrolliert werden

Beispiele:

- Interne KI
- Microsoft Copilot
- Microsoft Copilot M365




Sanktioniere KI

Definition:

- Das sind KI-Tools, die von der IT/Security freigegeben und kontrolliert werden

Beispiele:

- Interne KI
- Microsoft Copilot
- Microsoft Copilot M365




Unsanktionierte KI

Definition:

- KI-Tools, die ohne Freigabe oder Kontrolle durch IT/Security genutzt werden

Beispiele:

- Öffentliche LLMs wie über private Accounts
- Browser-Plugins, Extensions, AI-Agent
- Automationen/Skripte, die Unternehmensdaten an externe KI-Dienste schicken

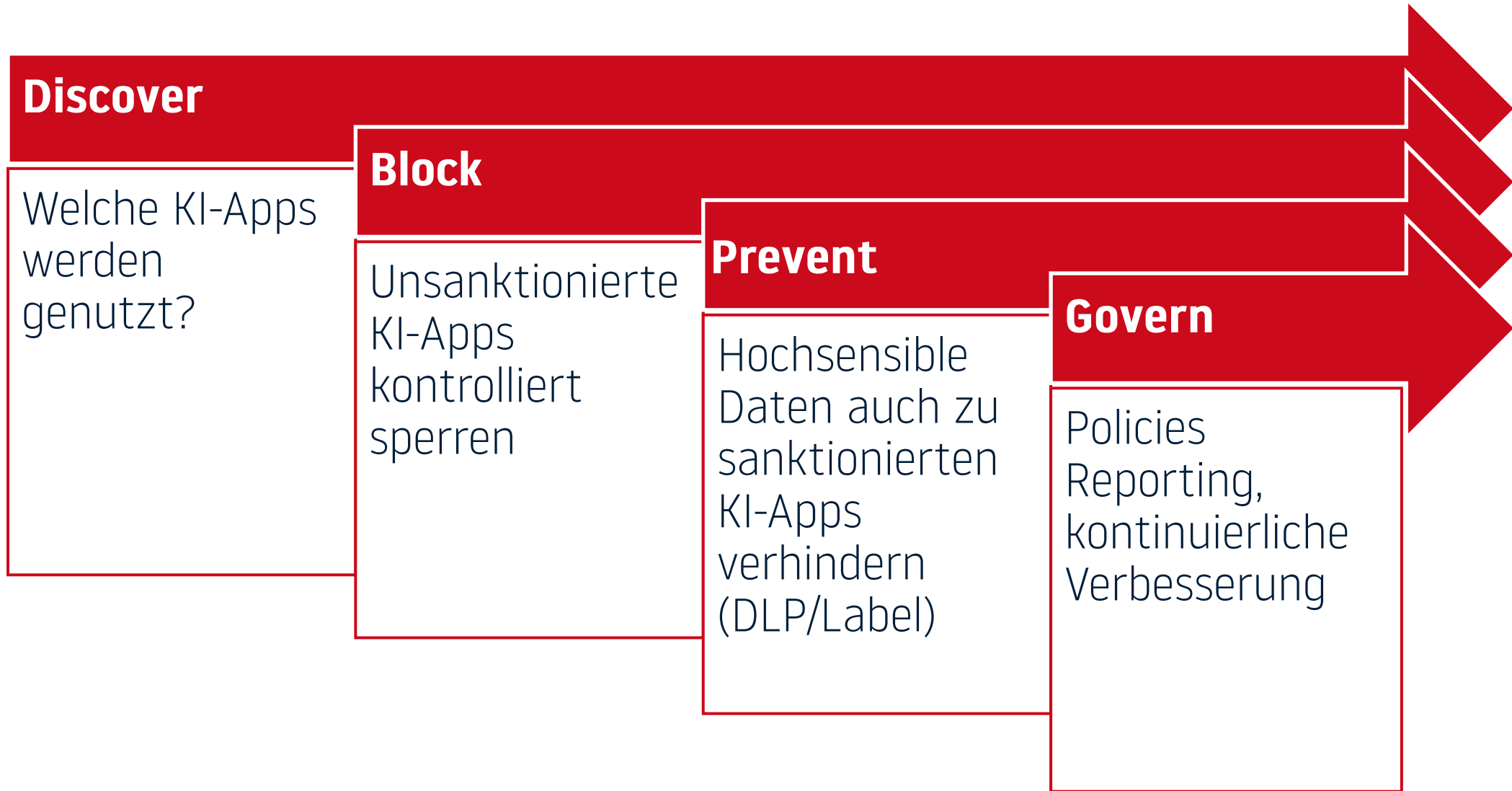


Sanktioniert = freigegeben und unter Kontrolle

Shadow KI Hauptrisiken

Warum Shadow AI kritisch ist





Defender for Cloud Apps: Unsanktionierte KI erkennen

Cloud App Discovery macht KI-Nutzung sichtbar – Bewertung, Alerts und Controls

Defender for Cloud Apps

Defender for Cloud Apps: Unsanktionierte KI erkennen

Cloud App Discovery macht KI-Nutzung sichtbar – Bewertung, Alerts und Controls

Defender for Cloud Apps

Datenquellen

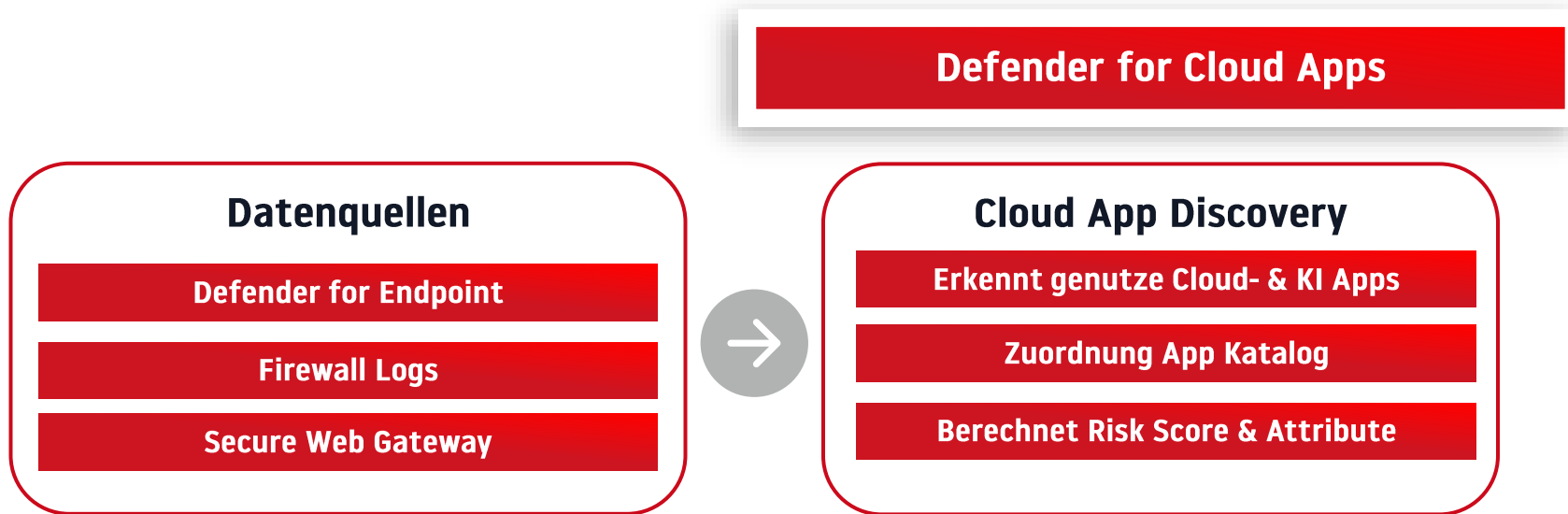
Defender for Endpoint

Firewall Logs

Secure Web Gateway

Defender for Cloud Apps: Unsanktionierte KI erkennen

Cloud App Discovery macht KI-Nutzung sichtbar – Bewertung, Alerts und Controls



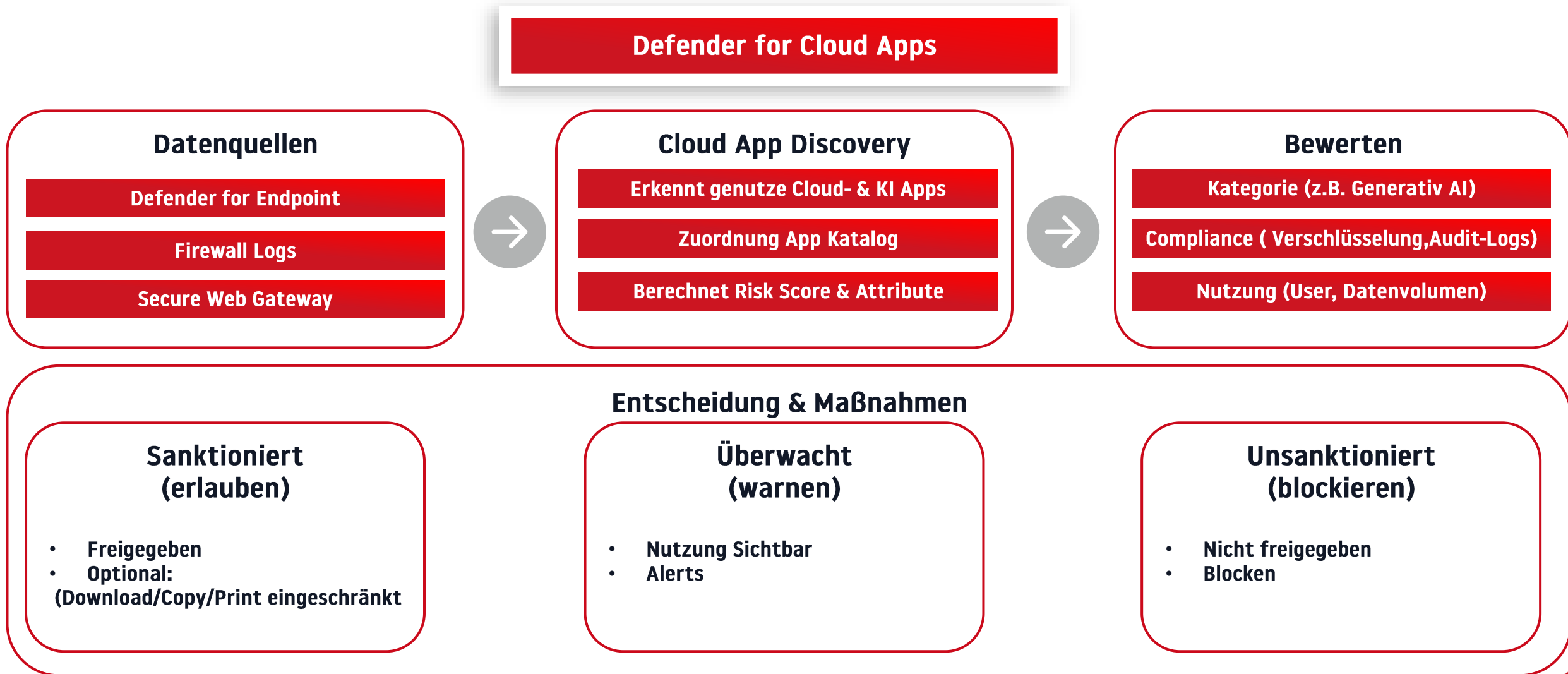
Defender for Cloud Apps: Unsanktionierte KI erkennen

Cloud App Discovery macht KI-Nutzung sichtbar – Bewertung, Alerts und Controls

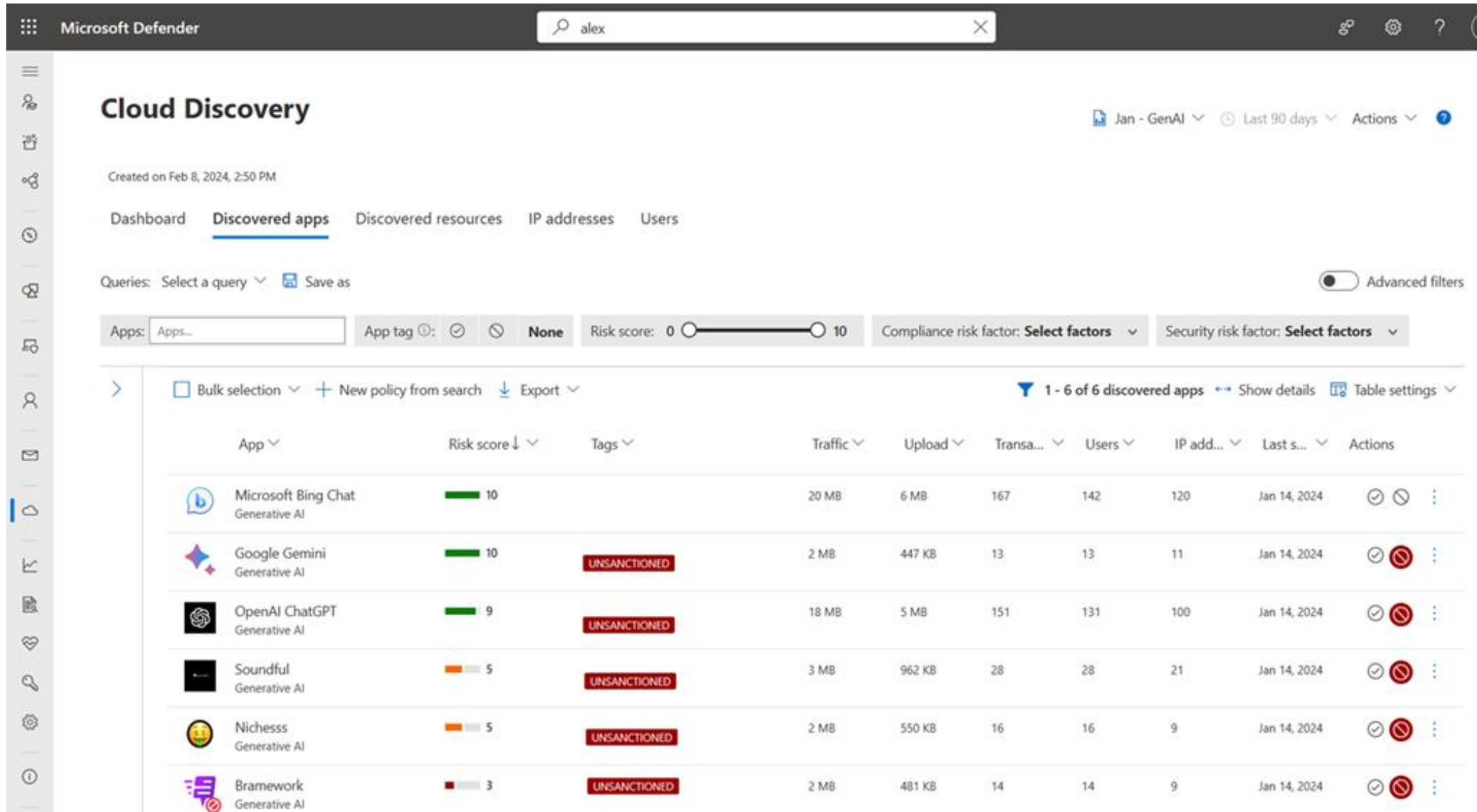


Defender for Cloud Apps: Unsanktionierte KI erkennen

Cloud App Discovery macht KI-Nutzung sichtbar – Bewertung, Alerts und Controls


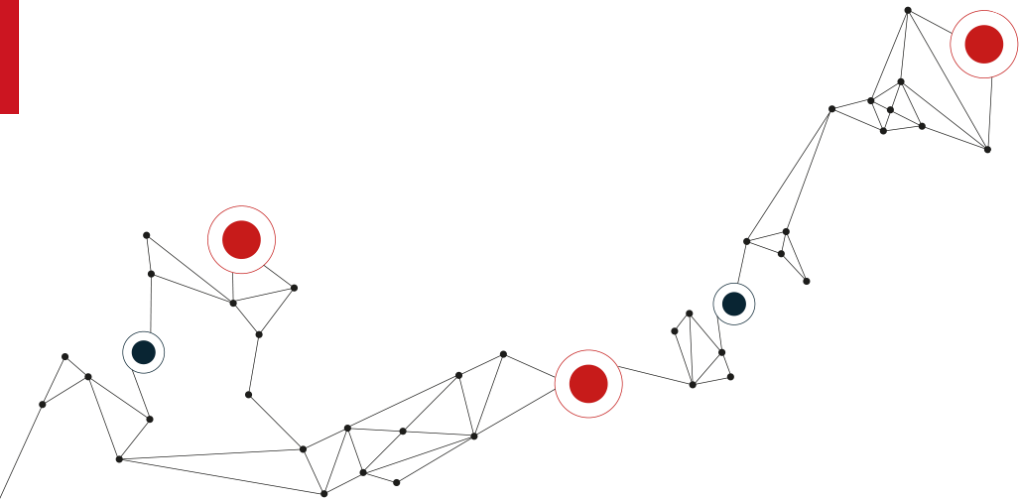


Defender for Cloud Apps




The screenshot displays the Microsoft Defender Cloud Discovery interface. At the top, there's a search bar with 'alex' and navigation icons. The main heading is 'Cloud Discovery', with filters for 'Jan - GenAI' and 'Last 90 days'. Below this, there are tabs for 'Dashboard', 'Discovered apps' (selected), 'Discovered resources', 'IP addresses', and 'Users'. A 'Queries' section allows selecting a query and saving it. A filter bar includes 'Apps: Apps...', 'App tag: None', 'Risk score: 0 to 10', 'Compliance risk factor: Select factors', and 'Security risk factor: Select factors'. The main table lists discovered apps with columns for App, Risk score, Tags, Traffic, Upload, Transactions, Users, IP addresses, Last seen, and Actions. The table shows 6 apps, all with a risk score of 10 and 'UNSANCTIONED' status.

App	Risk score	Tags	Traffic	Upload	Transa...	Users	IP add...	Last s...	Actions
Microsoft Bing Chat Generative AI	10		20 MB	6 MB	167	142	120	Jan 14, 2024	⊕ ⊖ ⋮
Google Gemini Generative AI	10	UNSANCTIONED	2 MB	447 KB	13	13	11	Jan 14, 2024	⊕ ⊖ ⋮
OpenAI ChatGPT Generative AI	9	UNSANCTIONED	18 MB	5 MB	151	131	100	Jan 14, 2024	⊕ ⊖ ⋮
Soundful Generative AI	5	UNSANCTIONED	3 MB	962 KB	28	28	21	Jan 14, 2024	⊕ ⊖ ⋮
Nichess Generative AI	5	UNSANCTIONED	2 MB	550 KB	16	16	9	Jan 14, 2024	⊕ ⊖ ⋮
Bramework Generative AI	3	UNSANCTIONED	2 MB	481 KB	14	14	9	Jan 14, 2024	⊕ ⊖ ⋮



Max ist Ready!


Wo findet Max Daten?



Max teilt Daten mit KI

Max teilt Daten

Max will seine bevorzugte AI nutzen



Max ist Happy! Oder unter Kontrolle 😊

DANKE

Fragen? Gerne!



braincon GmbH

+49 6071 180 300
info@braincon.de
www.braincon.de

Region Rhein-Main

Alzheimer Straße 4
64807 Dieburg

Region Rhein-Ruhr

Lise-Meitner-Straße 1-13
42119 Wuppertal



The Digital Workplace Experts!

Modern. Secured. Managed.